



# Shipping Methods By Customer Group Extension for Magento 2

## 1. Product Specification

Shipping Methods By Customer Group is a Magento 2 extension developed by PIT Solutions which helps admin users to show or hide shipping methods for certain customer groups in frontend.

## Features

- Admin can show or hide shipping method according to customer group.
- Shipping methods and customer groups are shown in a single page for easy access.
- Only enabled shipping methods shows in the backend configuration shipping method list.
- Admin has "allow" and "deny" options.
- Admin can restrict shipping methods for each website.

## 2. Screenshots / Video

### 2.1 General Configuration

Navigate to *Admin -> Stores -> Configuration -> Pits Configuration -> Shipping Restriction by Customer Group*.

The screenshot shows the Magento 2 Configuration interface. At the top, there's a search bar and a user profile icon labeled 'admin'. Below this, the 'Configuration' title is visible. The main content area has a 'Scope' dropdown set to 'Default Config' and a 'Save Config' button. On the left sidebar, the 'GENERAL' section is expanded, and 'PITS CONFIGURATION' is selected. Under 'PITS CONFIGURATION', 'Shipping Restriction By Customer Group' is highlighted. The main content area shows the 'General' tab with an 'Enabled [website]' dropdown menu set to 'Yes'.

**Enabled:** To enable the extension select "Yes".



## 2.2 Shipping Method Configurations

Can access Shipping Methods By Customer Group extension from Stores > PITS Configuration > Shipping Methods By Customer Group

Shipping Methods By Customer Group

Save

Scopes

Websites: Main Website

Shipping Methods

Allow/Deny: Allow

Flat Rate: NOT LOGGED IN, General, Retailer, Wholesale

Shipping Methods By Customer Group

Save

Scopes

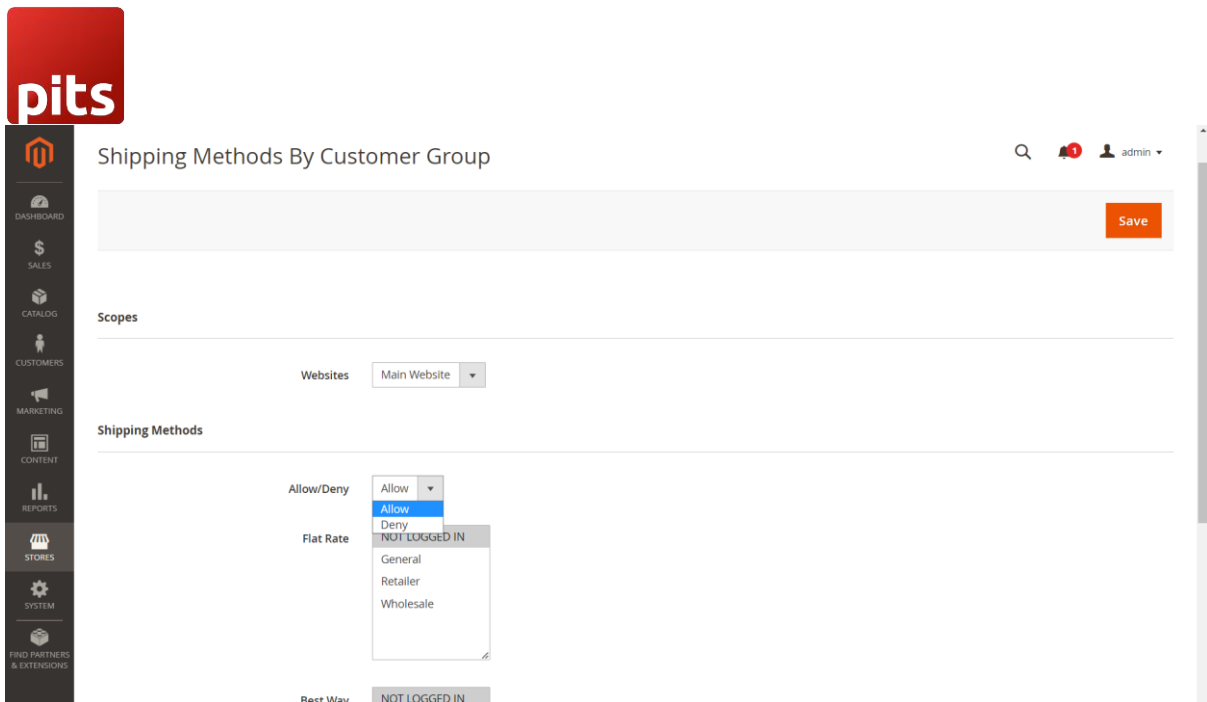
Websites: Main Website, Main Website, website 2

Shipping Methods

Allow/Deny: Allow

Flat Rate: NOT LOGGED IN, General, Retailer, Wholesale

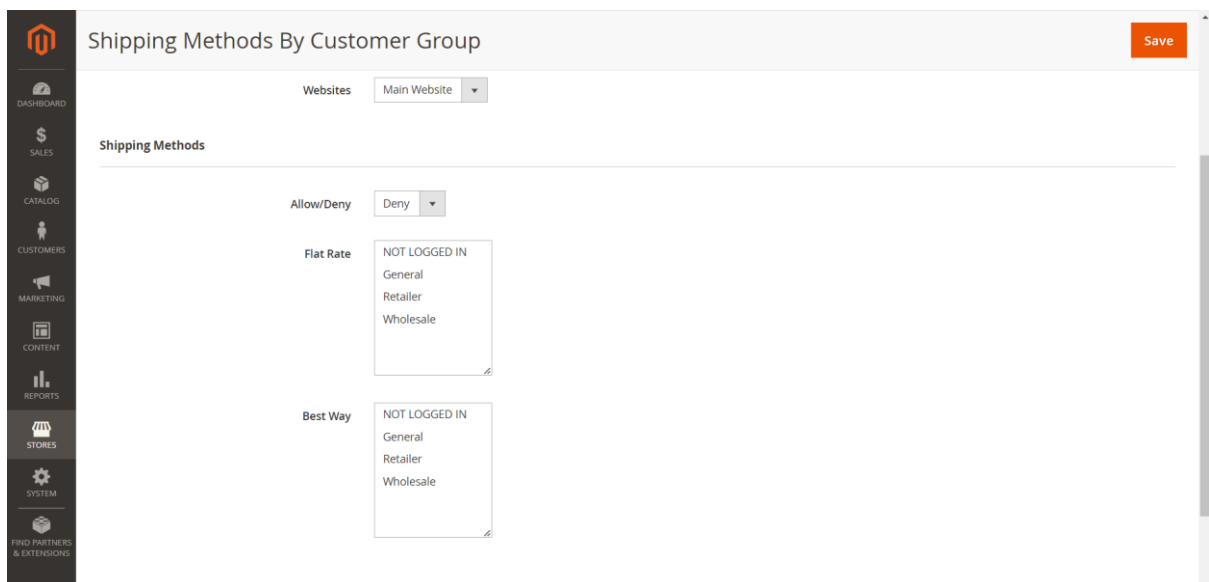
Available websites are listed in dropdown “Websites”.



The dropdown “Allow/Deny” provides the option to Allow or Deny each shipping method for customer groups.

Enabled shipping methods are listed, and all available customer groups are listed against each shipping method.

**Use case 1 : “Allow/Deny” drop-down is selected with “Deny”. None of the shipping methods are denied**



Go to Stores > PITS Configuration > Shipping Methods By Customer Group














If “Allow/Deny” drop-down is selected with “Deny”, then that particular shipping method will not be displayed in checkout for the selected customer groups. None of the shipping methods are denied here since no customer group selected in the above configuration.

A screenshot of a checkout form. At the top, there is a red square logo with the word 'pits' in white. Below the logo, there is a form with several input fields: 'State/Province' (a dropdown menu with the text 'Please select a region, state or province.'), 'City', 'Zip/Postal Code', and 'Phone Number'. Each field has a red asterisk indicating it is required. Below these fields is a section titled 'Shipping Methods'. It contains two rows of radio buttons and labels. The first row has a radio button next to '\$5.00', followed by 'Fixed' and 'Flat Rate'. The second row has a radio button next to '\$15.00', followed by 'Table Rate' and 'Best Way'. At the bottom right of the form is a blue button labeled 'Next'. At the very bottom of the page, there is a small copyright notice: 'Copyright © 2013-present Magento, Inc. All rights reserved.'




So, all shipping methods are displayed in checkout.

**Use case 2 : “Allow/Deny” drop-down is selected with “Deny”.**



 DASHBOARD  
 SALES  
 CATALOG  
 CUSTOMERS  
 MARKETING  
 CONTENT  
 REPORTS  
 STORES  
 SYSTEM  
 PARTNERS & EXTENSIONS

## Shipping Methods By Customer Group



 admin

Save

You saved the shipping methods visibility.

Scopes

Websites Main Website

Shipping Methods

Allow/Deny Deny

Flat Rate

NOT LOGGED IN  
General  
Retailer  
Wholesale

Please note that “Allow/Deny” drop-down is selected with “Deny”.

Select a customer group to **deny** that customer group the selected shipping method. Here we selected Flat Rate for Not logged in customer group and saved it.

Country \*  
United States

State/Province \*  
Please select a region, state or province.

City \*

Zip/Postal Code \*

Phone Number \*

Shipping Methods

\$15.00

Table Rate

Best Way

Next

In checkout page, the denied shipping method “Flat Rate” will NOT be displayed for Not Logged In customer group.



### Use case 3 : “Allow/Deny” drop-down is selected with “Allow”. None of the shipping methods are allowed

If “Allow/Deny” drop-down is selected with “Allow” and no customer groups are selected, then no shipping method will be shown in the frontend.

DASHBOARD

SALES

CATALOG

CUSTOMERS

MARKETING

CONTENT

REPORTS

STORES

SYSTEM

FIND PARTNERS & EXTENSIONS

Shipping Methods By Customer Group

Save

Websites

Main Website

Shipping Methods

Allow/Deny

Allow

Flat Rate

NOT LOGGED IN

General

Retailer

Wholesale

Best Way

NOT LOGGED IN

General

Retailer

Wholesale

Country \*

United States

State/Province \*

Please select a region, state or province.

City \*

Zip/Postal Code \*

Phone Number \*

Shipping Methods

Sorry, no quotes are available for this order at this time



Use case 4 : “Allow/Deny” drop-down is selected with “Allow”.

Please note that “Allow/Deny” drop-down is selected with “Allow”.

Select a customer group to **allow** that customer group the selected shipping method. Here we selected Flat Rate for Not Logged In customer group and saved it.

Only the selected shipping method is displayed in checkout.

**Note:**



Only enabled shipping methods in the backend section Stores > Configuration > Sales > Delivery Methods will be shown in the "Shipping method by customer Group" configuration list.

### 3. Technical Requirements / Compatible with:

Magento Community 2.4.x.

### 4. Installation

To install the module, follow the steps below.

Step 1: Download the module/extension and unzip it.

Step 2: Access your web server directories and upload the content of the folder into  
app/code/Pits/ShippingMethodByCustomerGroup/ directory.

Step 3: Run the following commands to complete the installation.

1. Enable the module - `php bin/magento module:enable`
2. Update of the database - `php bin/magento setup:upgrade`
3. Generate and pre-compile classes - `php bin/magento setup:di:compile`
4. Deploy static files - `php bin/magento setup:static-content:deploy`

### 5. Supported Languages

English and German languages.

### 6. Change Log / Release Notes

Version: 1.0.1: June, 2025

- Compatible with Magento Open Source (CE): 2.4.8
- Compatible with Hyvä theme: 1.3.14
- Added Admin Configurations for Enabling the module.

Version: 1.0.0

- Compatible with Open Source (CE): 2.4.7-p3
- Admin can show/hide shipping method according to customer groups.
- Allow/Deny option for shipping methods.





## 7. Support

If you have questions use our contact form in [webshopextension.com](https://webshopextension.com)